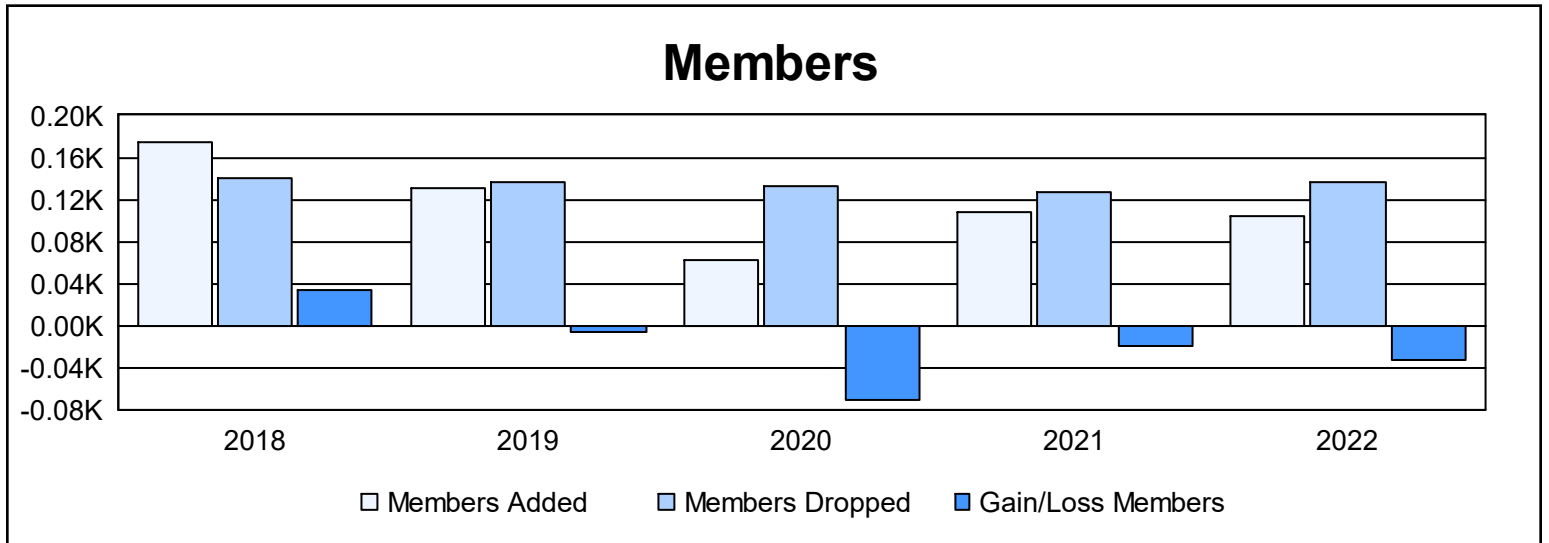
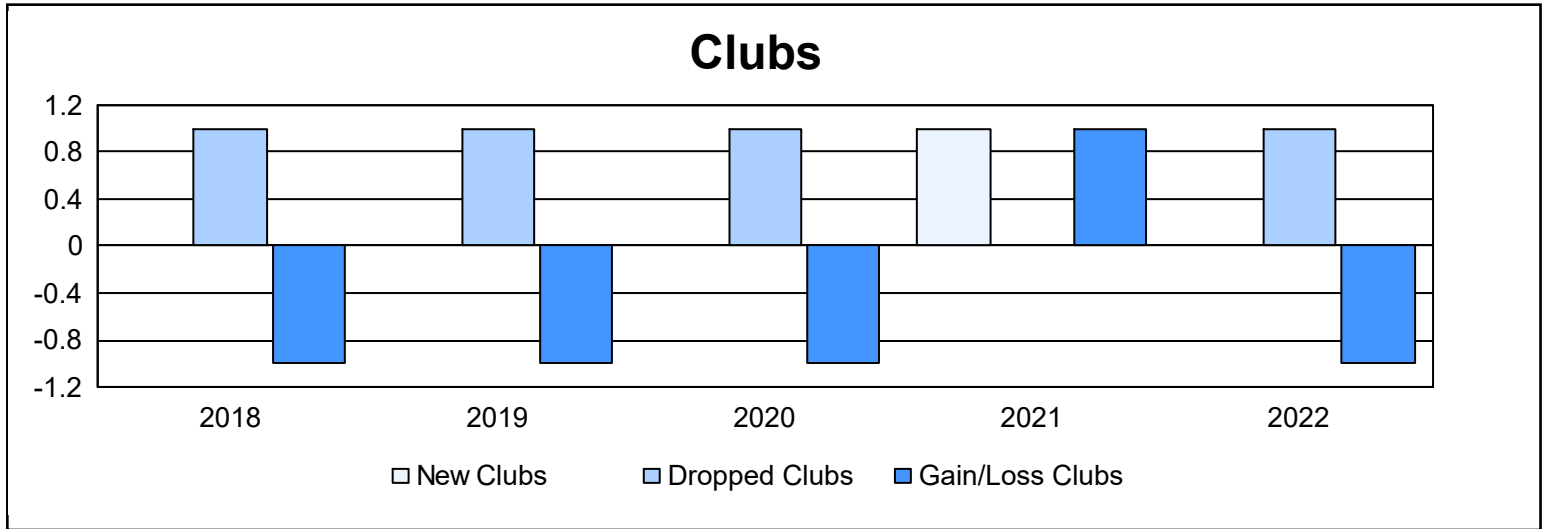
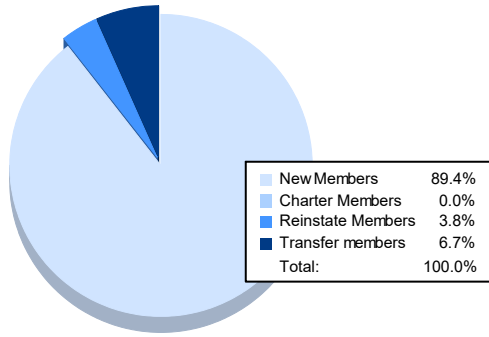


Year	New Clubs	Dropped Clubs	Gain/ Loss Clubs	New Members	Charter Members	Reinstate Members	Transfer Members	Total Member Added	Total Members Dropped	Gain/ Loss Members
2017-2018	0	1	-1	162	1	5	7	175	141	34
2018-2019	0	1	-1	123	1	1	5	130	137	-7
2019-2020	0	1	-1	55	0	1	6	62	132	-70
2020-2021	1	0	1	73	28	5	1	107	126	-19
2021-2022	0	1	-1	93	0	4	7	104	136	-32
<b>Average</b>	<b>0</b>	<b>1</b>	<b>-1</b>	<b>101</b>	<b>6</b>	<b>3</b>	<b>5</b>	<b>116</b>	<b>134</b>	<b>-19</b>



### Membership Composition June 2022 Cumulative



### Gender Composition June 2022 Cumulative

